





> New International Student

PACKING LIST



Weather in Baltimore and District of Columbia

 <p>September is warm. Beautiful leaf colors in October. Starts getting chilly in November.</p> <p>Fall Highs: 27c Lows: 0.4c</p>	 <p>December is brisk. January can be very cold and can get snowy/icy.</p> <p>Winter Highs: 12c Lows: -1.6c</p>	 <p>March is chilly. Mid-April has warm weather and lots of rain. Flowers (and allergies!) everywhere!</p> <p>Spring Highs: 24c Lows: 3.8c</p>	 <p>June is pleasant with hot days. July/August are hot & humid with thunderstorms</p> <p>Summer Highs: 31c Lows: 19c</p>
---	---	--	---

Important Documents

Documents to Carry with you:

- Valid Passport
- Valid F/J Visa
- I-20/DS-2019
- Financial Documents
- University Acceptance Letter
- SEVIS I-901 Receipt

Other Important Documents:

- Emergency Contact Numbers
- Save digital copies of important documents in a cloud storage

Health

- Prescription Medication
- Medical Prescriptions List
- Medical Records
- Vaccination/Immunization Documentation
- Save digital copies of important medical documents/prescription in a cloud storage
- (If needed) Prescription or Certificate for mobility, communication, hearing or visual aids

Electronics

- Technology Devices (phone, laptop, tablet etc.)
- Chargers for your Technology Devices
- Travel power adapter (10 volt adapters will be needed for US plugs; US uses power sockets/outlets of type A & B)
- eSIM or SIM card (if your phone is compatible)

Clothing

- Clothes for the Local Weather of your Arrival Destination
- Winter clothes (Thick coat, thermals, winter boots, thick socks, etc.)
- Summer clothes (Breathable clothes for humid weather)
- Clothes for different occasions (formal wear, swimwear, athletic wear, professional attire, traditional/cultural clothing)
- Shoes for different occasions (Snow/rain shoes, walking shoes, sandals, dressy shoes)
- (If in dormitories) Sandals for Shower/Bathroom

Travel Aides

- TSA Approved Basic Toiletries
- Non-perishable dried snacks
- Motion-sickness Remedy
- Sleeping Mask
- Travel Pillow and Blanket
- Compression Socks

Miscellaneous

- Cash:** Cash to use upon arrival (You can exchange cash at airport or US bank)
- Credit cards:** Most US retailers accept international credit/debit cards. You may need to alert your bank in advance to avoid issues.
- Food:** Only non-perishable/dried food or snacks. Check TSA website for a list of prohibited food.
- Sentimental items (i.e. photos, cultural/customary items to keep you connected with home)

Packing Tips:

- Divide luggage into carry-on bag and luggage bag(s)
- Carry-on bag should include important documents, medication, clothes, and items you need upon arrival or if your luggage gets lost
- Review TSA website for list of items you *cannot* bring on plane
- Add luggage tags (with your name and phone/email) to identify luggage
- Add a Bluetooth tracker (i.e. AirTag, Tile, etc.) to track lost luggage
- Add TSA approved lock to protect your luggage from opening
- Check airline website for checked bag fees and weight limits
- For items that take up a lot of room (i.e. thick coats, basic toiletries), consider purchasing in the US